All Users | Add comparison +

Last 90 days Feb 17 - May 17, 2025

Reports snapshot

Active users 13 | New users 10 | Average engagement time per active user 2m 14s

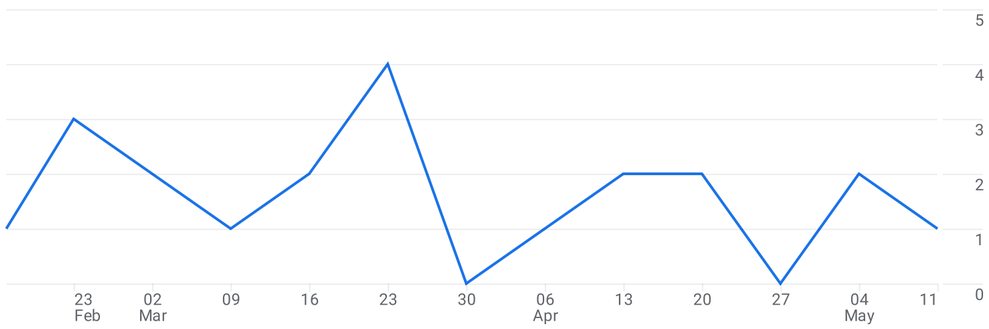

New users by First user primary channel group (Default Channel Group)

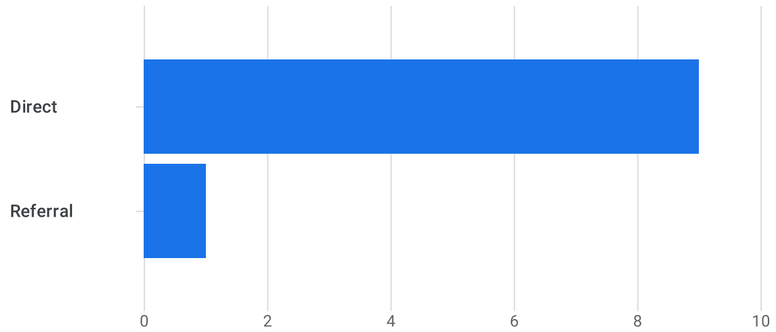

View user acquisition →

Sessions by Session primary channel group...

SESSION PRIMARY CHAN...	SESSIONS
Direct	36
Referral	5
Unassigned	3

View traffic acquisition →

User activity over time

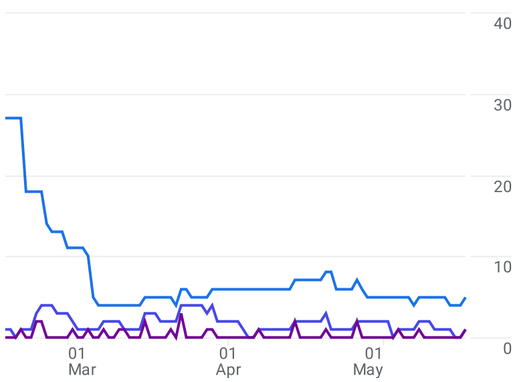

30 DAYS 5
7 DAYS 1
1 DAY 1

Active users by Country

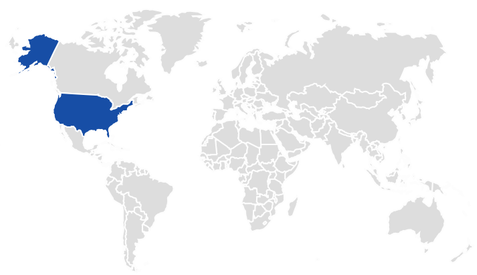

COUNTRY	ACTIVE USERS
United States	13

View countries →

User activity by cohort

Based on device data only

	Week 0	Week 1	Week 2	Week 3	Week 4	Week 5
All Users	100.0%	0.0%	0.0%	0.0%	0.0%	0.0%
Apr 6 - Apr 12						
Apr 13 - Apr 19						
Apr 20 - Apr 26						
Apr 27 - May 3						
May 4 - May 10						
May 11 - May 17						

6 weeks ending May 17

View retention →

Views by Page title and screen class

PAGE TITLE AND SCREEN ...	VIEWS
CNIT 132A - Advanced HTML...	57
CNIT 132A Homework 3 - Wo...	29
CNIT 132A Assignments	16
Bit Manipulation Encoder/De...	3
CNIT 132 Final Project	1
Contact Me	1

View pages and screens →

Event count by Event name

EVENT NAME	EVENT COUNT
user_engagement	109
page_view	107
session_start	43
scroll	29
first_visit	10
click	6

View events →

Event count by Platform



WEB
100.0%

View tech details →